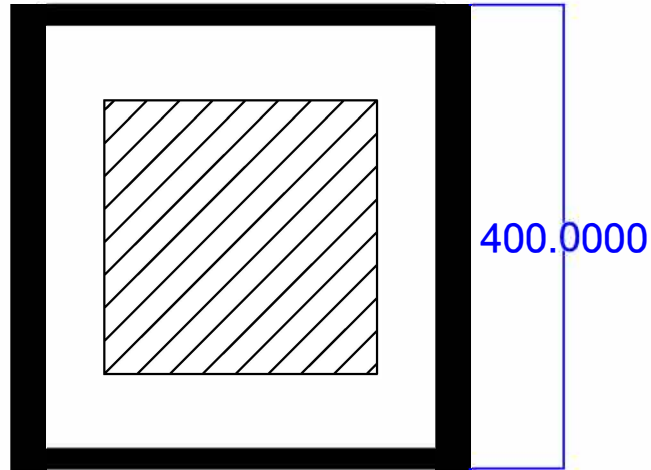
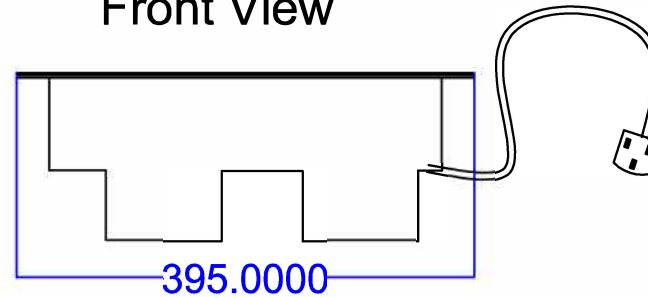


# Induction Hob

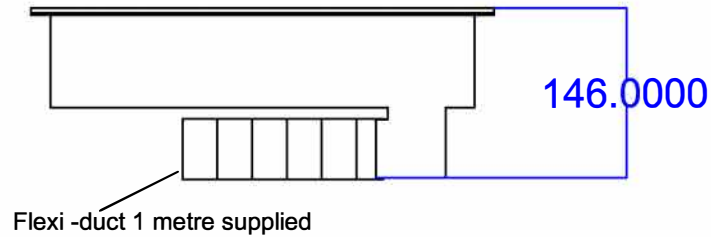
Plan View



Front View



Side View

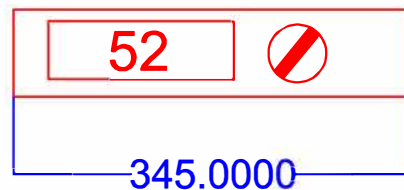


# Control Panel

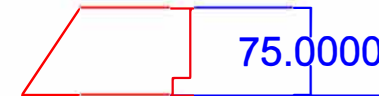
Plan View



Front View



Side View



Power Options - 3.0Kw 13amp socket only available  
 Power Lead - 13amp UK plug on 1.8 metre cable  
 1 metre of ribbon cable to controller and earthing cable supplied

**GENERAL NOTES**  
 - ALL BUILDING WORKS AND SERVICES DISTRIBUTION BY OTHERS, UNLESS SPECIFICALLY QUOTED OTHERWISE  
 - ANY SERVICES SHOWN ARE FOR DEDICATED EQUIPMENT SUPPLIES ONLY AND ANY ADDITIONAL GENERAL USE SOCKETS FOR CLEANING EQUIPMENT ETC, EXTRACT, AIR INPUT SYSTEMS OR LIGHTING ETC, ARE TO BE RUN IN ADDITION TO THOSE SHOWN  
 - IT IS THE RESPONSIBILITY OF THE CLIENT OR HIS OTHER AGENTS WHERE RELEVANT, TO ENSURE THAT ALL WORKS ARE CARRIED OUT IN LINE WITH CURRENT BUILDING REGULATIONS, AND MEET ALL NECESSARY LOCAL AUTHORITY APPROVALS INCLUDING ENVIRONMENTAL HEALTH, PLANNING, AND FIRE OFFICERS

*The Magic of Induced Energy*

Induced Energy Ltd  
 Westminster Road Brackley  
 Northants NN13 7EB  
 Tel: 01280 875400 Email:  
 sales@inducedenergy.com Web:  
 www.inducedenergy.com

Model No	CS3000DF
Date Revised	December 2021
Approved By	Rosie Sanders
Signature	