



# Induced Energy CS3000QB / QB-1 / QB(U) 4 x 3kW Quad

(trolley not included)



## Product Specifications

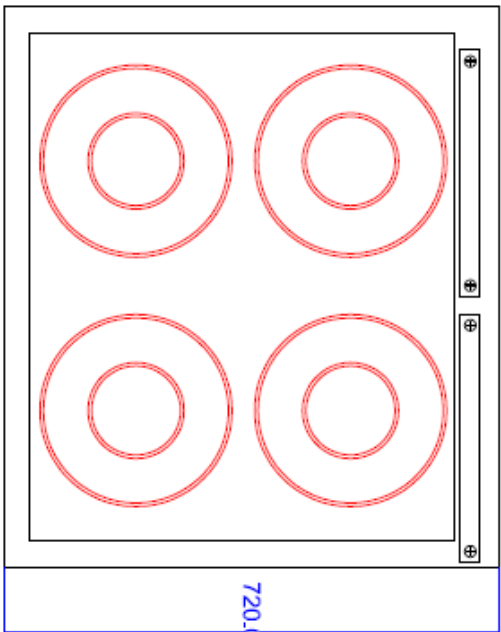
<b>Maximum Power</b>	12KW	(3 phase requires 32 amps per phase)
<b>Electrical Supply</b>	<b>CS3000QB</b>	415V AC 50Hz <b>QB(U)</b> 50-60Hz 32-amp 3-phase + N&E
	<b>CS3000QB-1</b>	2 x 32amp single phase
<b>Cord &amp; Plug</b>	Cord length 1.8m <b>QB</b> - 5-pin 32-amp Commando plug fitted (UK) <b>QB-1</b> – 2 x 32-amp single phase, fitted Appropriate plug for each export market	
<b>Weight</b>	60kg Transport keeping horizontal. 2 people required for lifting	
<b>Dimensions (mm)</b>	820 x 720 x 173 mm w x d x h (hob only)	
<b>Construction</b>	Ceran top, stainless steel casing	
<b>Depth of Field</b>	Up to 30mm	
<b>Safety Features</b>	Pan detection; boil-dry protection; overheat prevention; clean filter warning	
<b>User Interface</b>	Display panel: Clean filter warning; No Pan Present warning; Glass hot warning; Shutdown	
<b>Controls</b>	4 x Ergonomically designed knobs with precise settings of 1 through 99	
<b>Installation</b>	Installation instructions provided	
<b>Cooling Clearance</b>	Model CS3000QB draws air from behind	
<b>Bespoke Options</b>	Ceran top design - minimum quantity 50	
<b>Warranty</b>	2 years parts and labour, excluding case, Ceran top WEEE regulations: return to Induced Energy Ltd for disposal	

Induced Energy Limited operates a continuous programme of product development and improvement.  
Product specifications may therefore be subject to change.

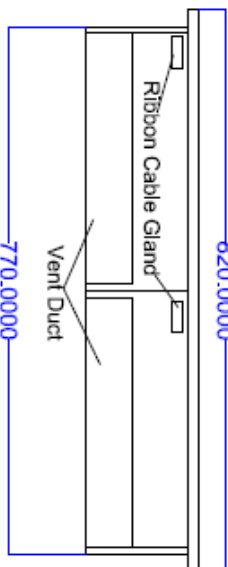
Induced Energy Ltd, Westminster Road, Brackley, Northants. NN13 7EB  
Tel: 01280 875400 Email:sales@inducedenergy.com

# Induction Hob

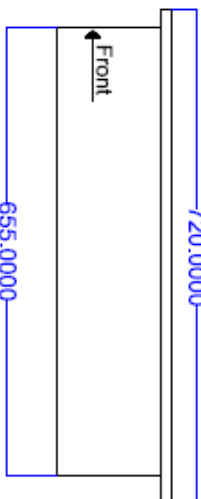
## Plan View



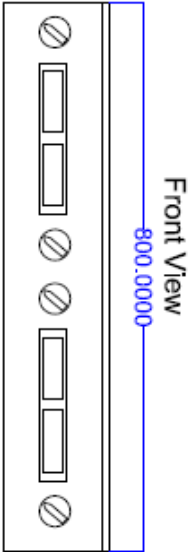
Front View



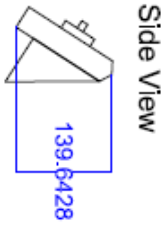
Side View



## Control Panel



Front View



Side View

### Power Options

Model CS3000QB

3 Phase N+E total load 14Kw Red commando plug supplied fitted with 1.8 metre cable

**Please note that due to the way this unit is wired Internally, each of the phases must be rated at 32 amps**

Model CS3000QB-1

2 x 32 amp (7Kw each) single phase 2 x blue commando plugs fitted with 1.8 metre cable

GENERAL NOTES  
 1. All dimensions are in millimetres unless otherwise stated.  
 2. All dimensions are to the centre of the unit unless otherwise stated.  
 3. All dimensions are to the centre of the unit unless otherwise stated.  
 4. All dimensions are to the centre of the unit unless otherwise stated.  
 5. All dimensions are to the centre of the unit unless otherwise stated.  
 6. All dimensions are to the centre of the unit unless otherwise stated.  
 7. All dimensions are to the centre of the unit unless otherwise stated.  
 8. All dimensions are to the centre of the unit unless otherwise stated.  
 9. All dimensions are to the centre of the unit unless otherwise stated.  
 10. All dimensions are to the centre of the unit unless otherwise stated.

*The Magic of Inducted Energy*

Inducted Energy Ltd  
 Werrinton Road Bexley  
 Nurstons INH3 7EB  
 Tel: 01280 705940  
 Email: sales@inductedenergy.com  
 Web: www.inductedenergy.com

Model No	CS3000QB
Date Revised	December 2016
Approved By	Nic Banner
Signature	