


# Induced Energy




## SLR-CS3000G-1 2 x 3KW Drop-in Remote Induction Hob

Induction Power Control Box


Front View - Induction Engines



Rear View



Coil Tray (Ceran Glass removed)



Coil Tray Ventilation Connection

Folding Grab Handle (1 each side)

Coil Out - Control Lead Fixing Bracket (optional)



Control Panel

### Product Specifications

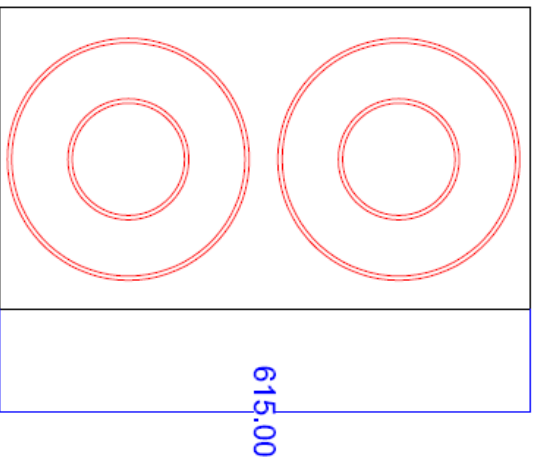
<b>Maximum Power</b>	6KW
<b>Electrical Supply</b>	32-amp single phase LN&E 50Hz (or 60Hz*) 230V *50Hz - 60 Hz to be specified at time of order
<b>Cord</b>	Standard cord length 2.5m, bespoke lengths to be specified at time of order
<b>Plugs</b>	3-pin 32-amp Commando type plug fitted (Blue) Appropriate plugs for each export market fitted
<b>Weights</b>	Coil Tray 5kg, Induction Control Box 14.4kg
<b>Dimensions</b>	Coil Box: 340 x 610 x 30mm extends to 200mm for power cord Induction Control Box: 300 x 400* x 320mm. Allow 500mm clearance for rear cables/air vent
<b>Construction</b>	Ceran top, stainless steel casing
<b>Depth of Field</b>	Up to 30mm
<b>Safety Feature</b>	Pan detection; boil-dry protection; overheat prevention; clean filter warning
<b>User Interface</b>	Display panel; clean filter warning; no pan present warning; glass hot warning; shutdown
<b>Controls</b>	2 x ergonomically designed knobs with precise setting of 1 to 99
<b>Installation</b>	Instructions provided
<b>Cooling</b>	Coil Box – blown ambient air ducted mechanically from control box Control Box – integral fan with removable air filter
<b>Bespoke Options</b>	Ceran top design/logo – minimum quantity 50
<b>Warranty</b>	2 years parts and labour, excluding case, Ceran top
<b>CE</b>	Approved

*Induced Energy Limited operates a continuous programme of product development and improvement. Product specifications may therefore be subject to change.*

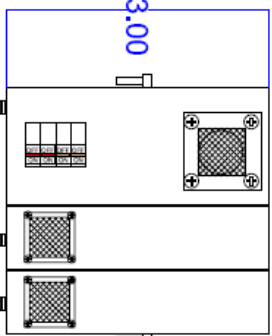
Induced Energy Ltd, Westminster Road, Brackley, Northants. NN13 7EB  
Tel: 01280 875400 Email: sales@inducedenergy.com

# Induction Unit

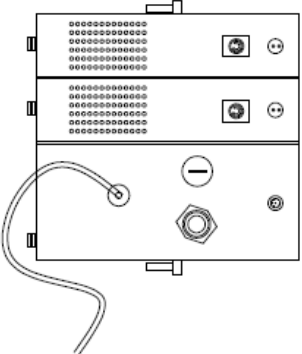
Plan View



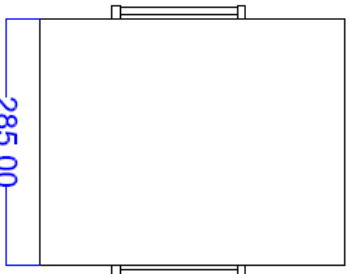
Front View



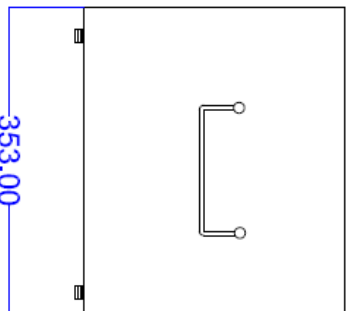
Rear View



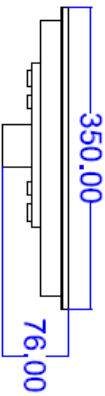
Plan View



Side View

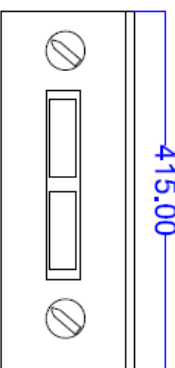


Front View

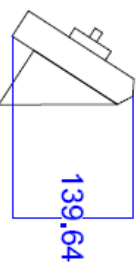


# Control Panel

Front View



Side View



### Power Supply

Model SLR -CS3000G-1 - Single Phase 32 amp (7kW) Blue commando plug supplied fitted

**GENERAL NOTES**  
 Call our sales team for more information or to request an assessment pack  
 • All induction units are supplied with a standard 13amp 1.5m power supply cable and a standard 13amp 1.5m power supply lead  
 • All induction units are supplied with a standard 13amp 1.5m power supply cable and a standard 13amp 1.5m power supply lead  
 • If the responsibility for the installation of the unit is not ours, we will not be responsible for any damage to the unit or to the premises caused by the unit  
 • Installation of the unit must be carried out in accordance with the manufacturer's instructions and the relevant regulations  
 • The unit must be installed in a well-ventilated area and must not be used in a confined space  
 • The unit must be installed in a well-ventilated area and must not be used in a confined space  
 • The unit must be installed in a well-ventilated area and must not be used in a confined space

Warranty/Service/Repair/Replacement through Lincs

Induced Energy Ltd  
 Westminster Road Brackley  
 Northants NN13 7EB  
 Tel: 01280 705900  
 Email: sales@inducedenergy.com  
 Web: www.inducedenergy.com

Model No	SLR Remote
Date Revised	December 2016
Approved By	Nic Banner
Signature	