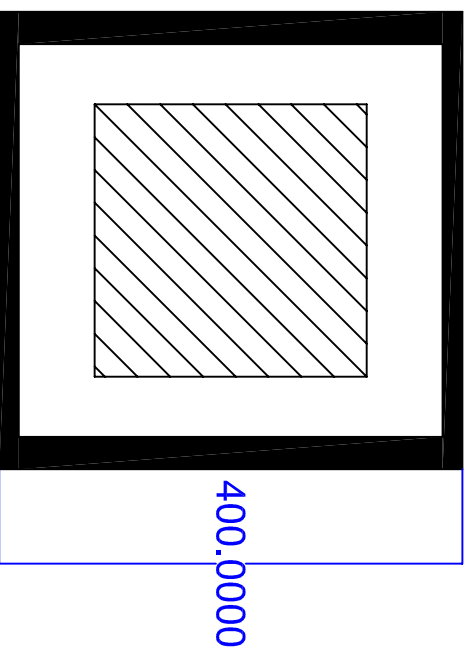
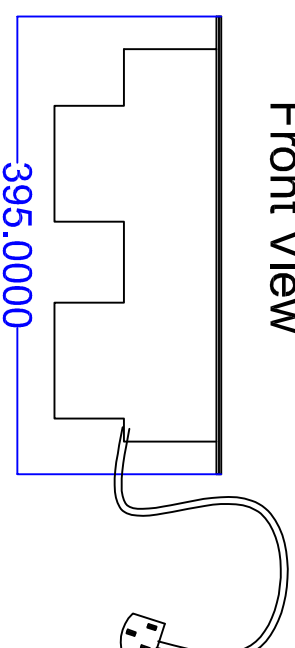


Induction Hob

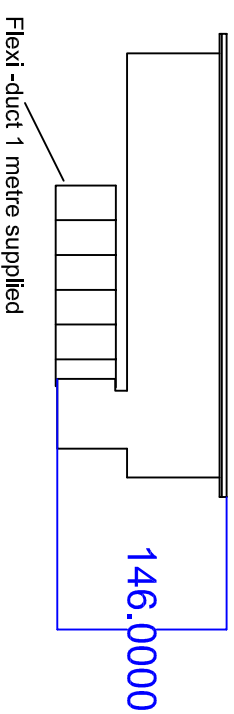
Plan View



Front View



Side View

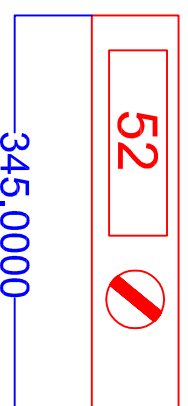


Control Panel

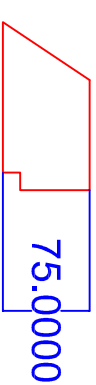
Plan View



Front View



Side View



Power Options - 3.1Kw 13amp socket only available
 Power Lead - 13amp UK plug on 1.8 metre cable
 1 metre of ribbon cable to controller and earthing cable supplied

GENERAL NOTES
 ALL DIMENSIONS AND SERVICES DISTRIBUTION BY OTHERS, UNLESS SPECIFICALLY NOTED OTHERWISE.
 - ANY SERVICES BY OWN ARE FROM DEDICATED EQUIPMENT SUPPLIES ONLY AND ANY ADDITIONAL GENERAL USE SOCKETS FOR CLEANING EQUIPMENT, ETC. EXCEPT. AIR/RCU
 - IT IS THE RESPONSIBILITY OF THE CLIENT OR HIS OTHER AGENTS WHERE RELEVANT TO ENSURE THAT ALL WORKS ARE CARRIED OUT IN LINE WITH CURRENT BUILDING REGULATIONS AND ALL APPLICABLE STANDARDS AND REGULATIONS INCLUDING ENVIRONMENTAL HEALTH, PLANNING AND THE OTHERS.

The Magic of Induced Energy

Induced Energy Ltd
 Westminster Road, Brackley
 Northants NN13 7EB
 Tel: 01280 705900
 Email: sales@inducedenergy.com
 Web: www.inducedenergy.com

Model No	CS3000DF
Date Revised	December 2016
Approved By	Nlc Banner
Signature	