



Induced Energy

CS3000QB 4 x 3KW Quad



Product Specifications

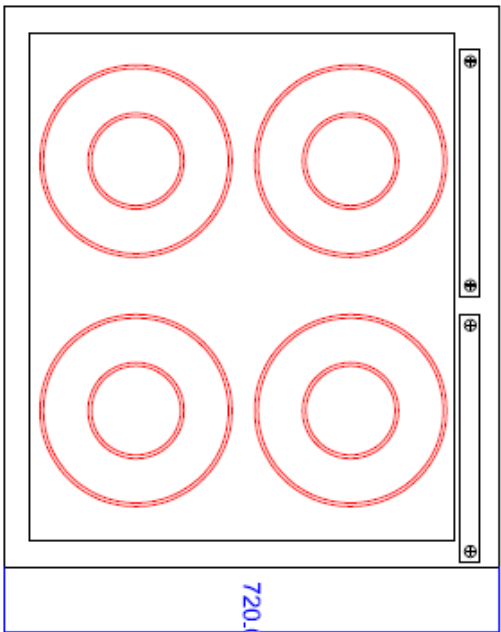
Maximum Power	14KW	(3 phase requires 32 amps per phase)
Electrical Supply	CS3000QB	415V AC 50Hz 32-amp 3-phase + N&E
	CS3000QB-1	2 x 32amp single phase
Cord & Plug	Cord length 1.8m QB - 5-pin 32-amp Commando plug fitted (UK) QB-1 – 2 x 32-amp single phase, fitted Appropriate plug for each export market	
Weight	60kg	
Dimensions (mm)	780 x 673 x 890mm	
Construction	Ceran top, stainless steel casing	
Depth of Field	Up to 30mm	
Safety Features	Pan detection; boil-dry protection; overheat prevention; clean filter warning	
User Interface	Display panel: Clean filter warning; No Pan Present warning; Glass hot warning; Shutdown	
Controls	4 x Ergonomically designed knobs with precise settings of 1 through 99	
Installation	Installation instructions provided	
Cooling Clearance	Model CS3000QB draws air from behind and below the housing unit	
Bespoke Options	Ceran top design - minimum quantity 50	
Warranty	2 years parts and labour, excluding case, Ceran top	
CE	Approved	

Induced Energy Limited operates a continuous programme of product development and improvement.
Product specifications may therefore be subject to change.

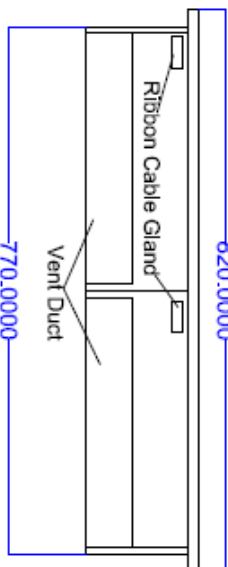
Induced Energy Ltd, Westminster Road, Brackley, Northants. NN13 7EB
Tel: 01280 705 900 Email:sales@inducedenergy.com

Induction Hob

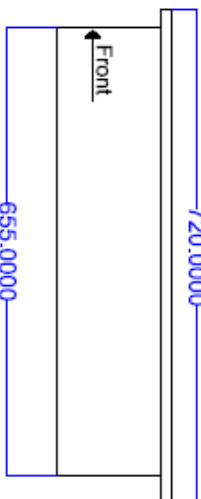
Plan View



Front View

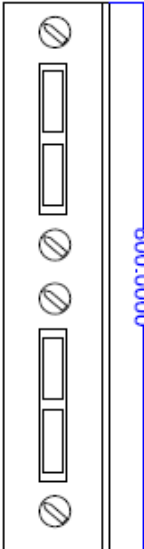


Side View

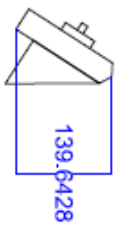


Control Panel

Front View



Side View



Power Options

Model CS3000QB

3 Phase N+E total load 14Kw Red commando plug supplied fitted with 1.8 metre cable

Please note that due to the way this unit is wired Internally, each of the phases must be rated at 32 amps

Model CS3000QB-1

2 x 32 amp (7Kw each) single phase 2 x blue commando plugs fitted with 1.8 metre cable

GENERAL NOTES
 1. All dimensions are in millimetres unless otherwise stated.
 2. All dimensions are to the centre of the unit unless otherwise stated.
 3. All dimensions are to the centre of the unit unless otherwise stated.
 4. All dimensions are to the centre of the unit unless otherwise stated.
 5. All dimensions are to the centre of the unit unless otherwise stated.
 6. All dimensions are to the centre of the unit unless otherwise stated.
 7. All dimensions are to the centre of the unit unless otherwise stated.
 8. All dimensions are to the centre of the unit unless otherwise stated.
 9. All dimensions are to the centre of the unit unless otherwise stated.
 10. All dimensions are to the centre of the unit unless otherwise stated.

The Magic of Inducted Energy

Inducted Energy Ltd
 Werrinton Road Bexley
 Nurstons INM3 7EB
 Tel: 01286 705940
 Email: sales@inductedenergy.com
 Web: www.inductedenergy.com

Model No	CS3000QB
Date Revised	December 2016
Approved By	Nic Banner
Signature	