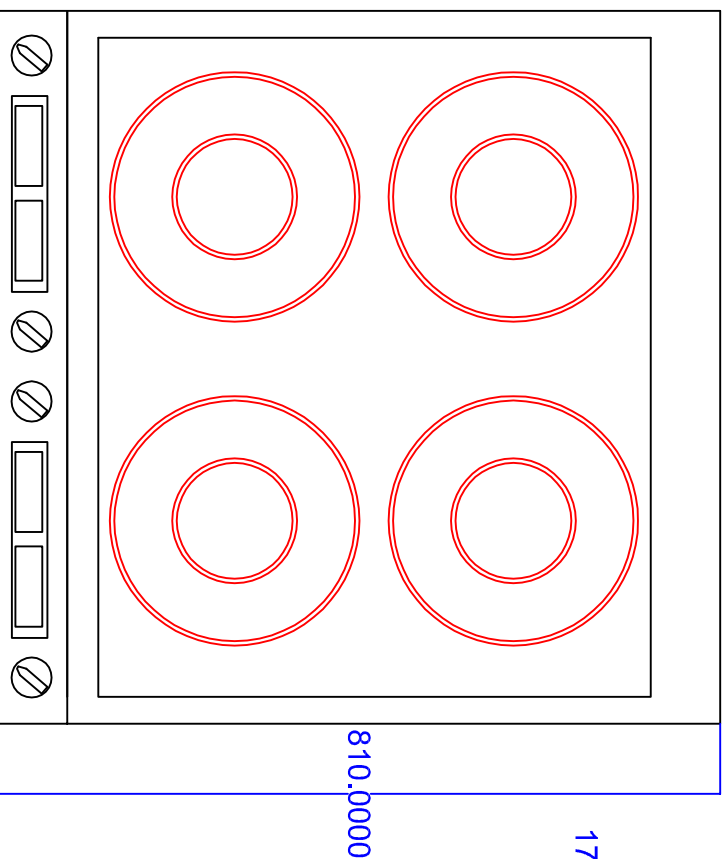



GENERAL NOTES
 - ALL BUILDING WORKS AND SERVICES DISTRIBUTION BY OTHERS, UNLESS SPECIFICALLY STATED OTHERWISE, ARE TO BE COMPLETED PRIOR TO THE START OF WORK.
 - ANY SERVICES SHOWN ARE FOR DEDICATED EQUIPMENT SUPPLY ONLY AND ANY ADDITIONAL GENERAL USE SOCKETS FOR CLEANING EQUIPMENT, ETC. EXCEPT ARRANGED OTHERWISE BY THE CLIENT, ARE TO BE PROVIDED BY THE CLIENT.
 - IT IS THE RESPONSIBILITY OF THE CLIENT OR HIS OTHER AGENTS WHERE RELEVANT TO ENSURE THAT ALL WORKS ARE CARRIED OUT IN LINE WITH CURRENT BUILDING REGULATIONS AND ALL APPLICABLE STANDARDS AND REGULATIONS INCLUDING ENVIRONMENTAL, HEALTH, PLANNING AND OTHER SERVICES.

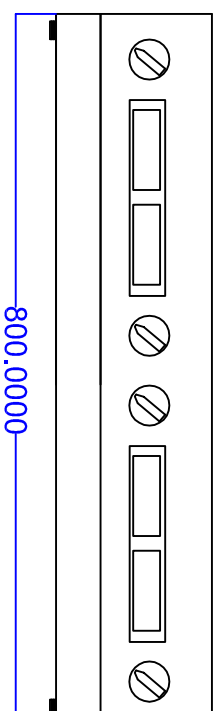
Plan View



Side View



Front View



Power Options

Model CS3000QT
 3 Phase N+E total load 14Kw Red commando plug supplied
 fitted with 1.8 metre cable

Please note that due to the way this unit is wired internally, each of the phases must be rated at 32 amps

Model CS3000QT-1
 2 x 32 amp (7Kw each) single phase 2 x blue commando
 plugs fitted with 1.8 metre cable

The Magic of Induced Energy

Induced Energy Ltd
 Westminster Road Brackley
 Northants NN13 7EB
 Tel: 01280 705900
 Email: sales@inducedenergy.com
 Web: www.inducedenergy.com

Model No	CS3000QT
Date Revised	December 2016
Approved By	Nic Banner
Signature	