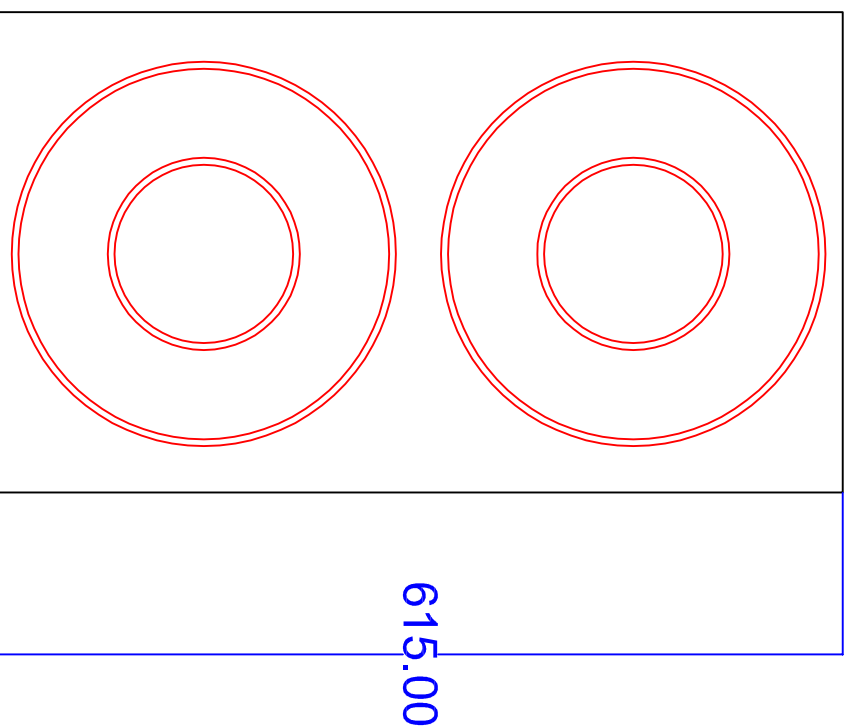


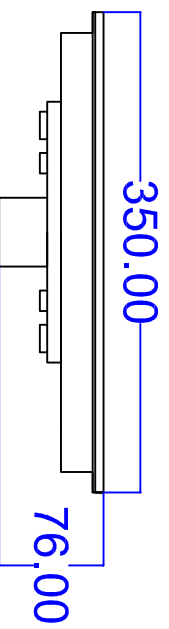
# Induction Unit

# Control Box

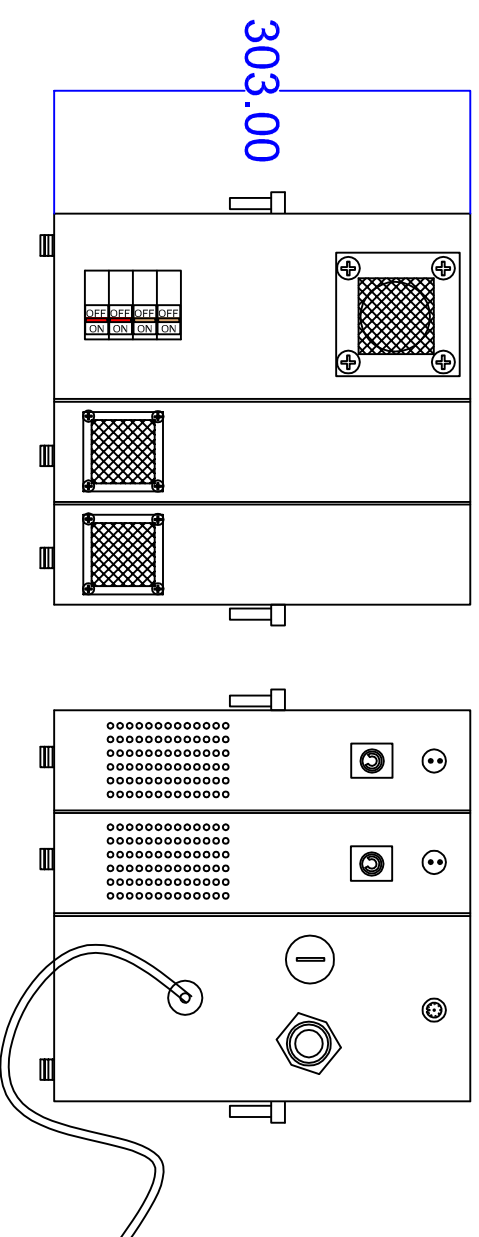
Plan View



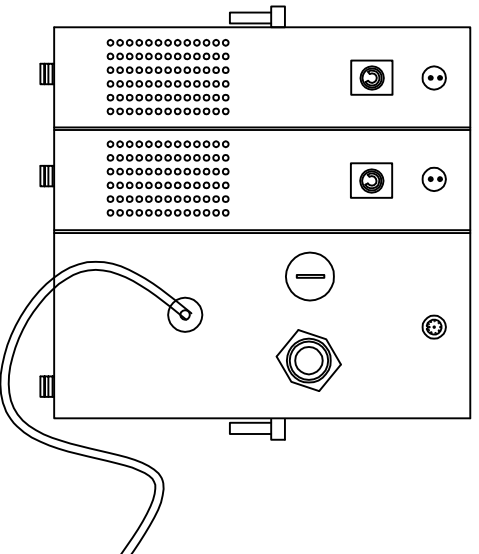
Front View



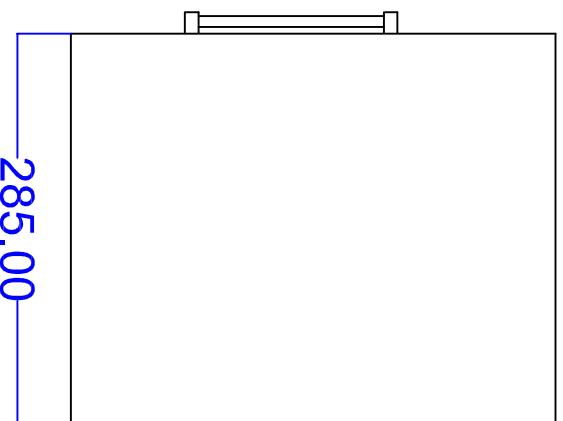
Front View



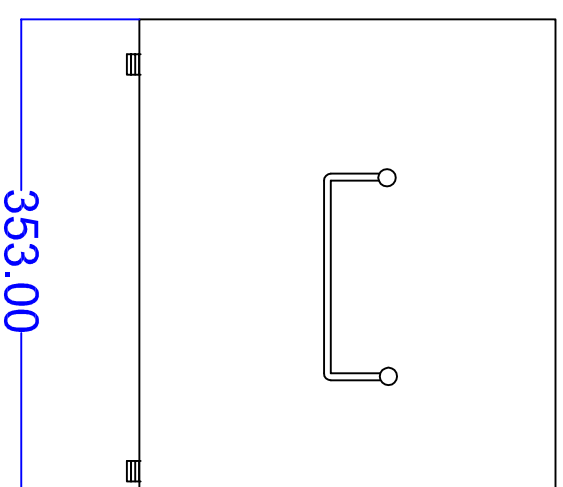
Rear View



Plan View

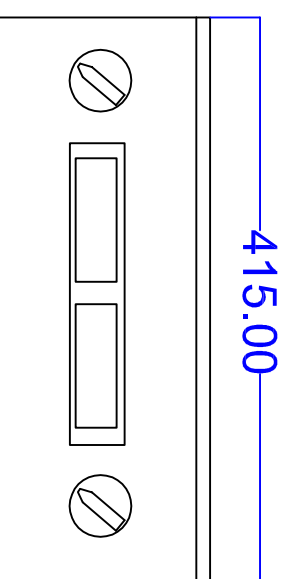


Side View

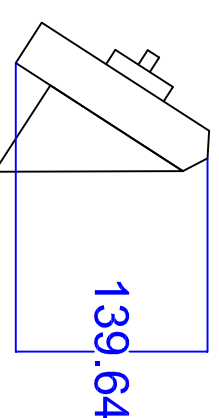


# Control Panel

Front View



Side View



## Power Supply

Model SLR -CS3000G-1 - Single Phase 32 amp (7KW) Blue commando plug supplied fitted

**GENERAL NOTES**  
 - ALL BUILDING WORKS AND SERVICES DISTRIBUTION BY OTHERS, UNLESS SPECIFICALLY QUOTED OTHERWISE  
 - ANY SERVICES SHOWN ARE FOR DEDICATED EQUIPMENT SUPPLIES ONLY AND ANY ADDITIONAL GENERAL USE SOCKETS FOR CLEANING EQUIPMENT ETC. EXTRACT, AIR INPUT SYSTEMS OR LIGHTING ETC. ARE TO BE RUN IN ADDITION TO THOSE SHOWN.  
 - IT IS THE RESPONSIBILITY OF THE CLIENT OR HIS OTHER AGENTS WHERE RELEVANT, TO ENSURE THAT ALL WORKS ARE CARRIED OUT IN LINE WITH CURRENT BUILDING REGULATIONS AND ALL APPLICABLE PLANNING, AND FIRE OFFICERS, ENVIRONMENTAL, HEALTH, PLANNING, AND FIRE OFFICERS.

WESERVER/Company Shared Folders\Logos Allimg\ic\_Reading  
**Induced Energy Ltd**  
 Wesminster Road Brackley  
 Northants NN13 7EB  
 Tel: 01280 705900  
 Email: sales@inducedenergy.com  
 Web: www.inducedenergy.com

Model No	SLR Remote
Date Revised	December 2016
Approved By	Nic Banner
Signature	